




TRINITY GLOBAL SCHOOL

SUMMER HOLIDAY HOMEWORK



KG – II

SEC :

SUBJECT : ENGLISH

Name : _____ Date : _____

1. Write two words from the given letters:-

b =

d =

e =

c =

a =

g =

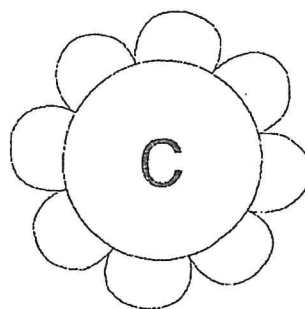














i =

f =

h =

j =

2. Find the vowels and colour them :-




3. Match each word with its picture, colour the pictures:-




cap



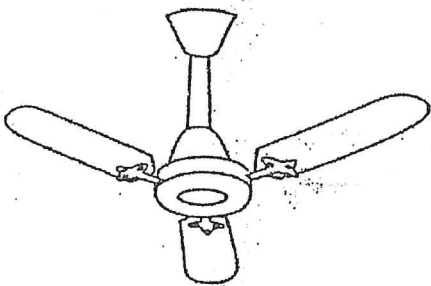
man



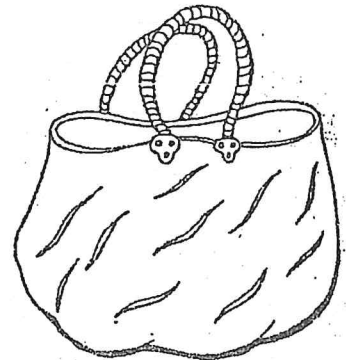
bat



tap

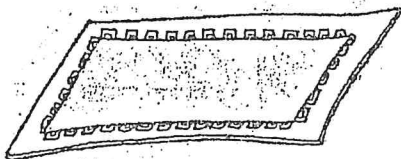


fan



rat

cat



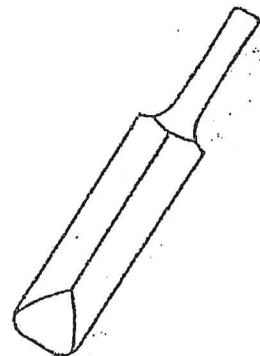
pan




bag



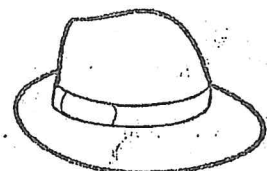
van



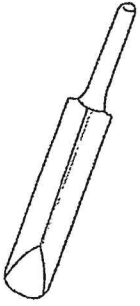
mat

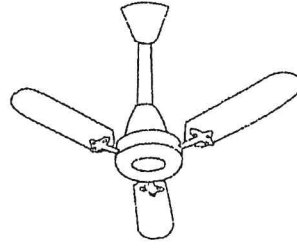



hat

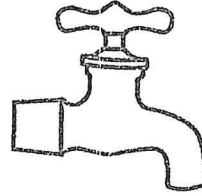


4. Name the pictures :-

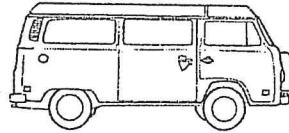




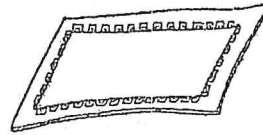


















5. Sort out the words which begin with consonant or vowel:




vowels		consonants	
1.		1.	
2.		2.	
3.		3.	
4.		4.	
5.		5.	
6.		6.	
7.		7.	

6. Write Aa to Zz and circle the vowels :-



TRINITY GLOBAL SCHOOL

SUMMER HOLIDAY HOMEWORK



KG – II

SEC :

SUBJECT : MATHS

Name : _____ Date : _____

1. Circle the biggest number and cross the smallest number :

03

05

07

12

04

11

02

21

16

13

28

19

08

22

16

05

18

30

25

21



26

09

17

13

2. Complete the series :



3. Write the number names :

1 → _____

8 → _____

7 → _____

2 → _____

3 → _____

6 → _____

9 → _____

4 → _____

5 → _____

10 → _____

4. What comes before, after and between :

07	~~~~~		~~~~~	09
----	-------	--	-------	----

15	~~~~~		~~~~~	17
----	-------	--	-------	----

	~~~~~	22	~~~~~	
--	-------	----	-------	--

12	~~~~~		~~~~~	14
----	-------	--	-------	----

08	~~~~~		~~~~~	10
----	-------	--	-------	----

	~~~~~	20	~~~~~	
--	-------	----	-------	--


	~~~~~	02	~~~~~	
--	-------	----	-------	--

09	~~~~~		~~~~~	11
----	-------	--	-------	----















	~~~~~	15	~~~~~	
--	-------	----	-------	--


	~~~~~	27	~~~~~	
--	-------	----	-------	--

5. Join the dots and colour the picture :










6. Colour each sweet treat and write the missing numbers on the boxes below :

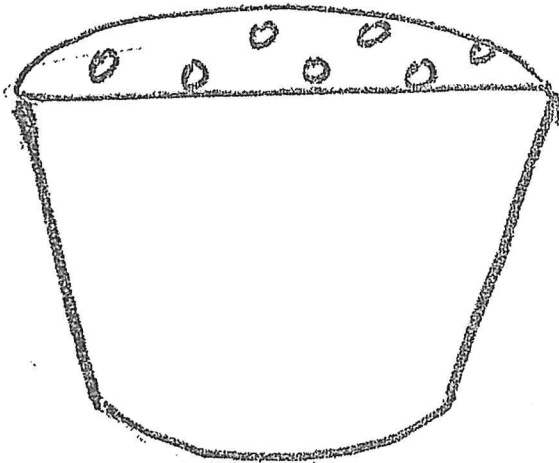
1	2	3	4	5		7	8	9	
11		13	14		16	17	18		20
21		23		25	26	27		29	30
	32		34	35	26	27	38		40
41	42		44	45	46		48	49	



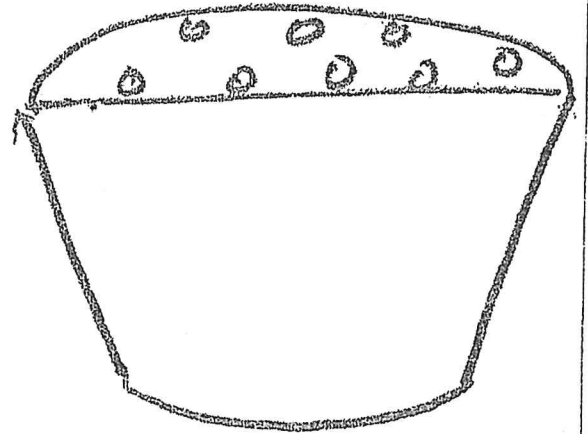
7. Fill in the missing numbers (Backward counting) :-



08. Draw the candles as per the given number:-

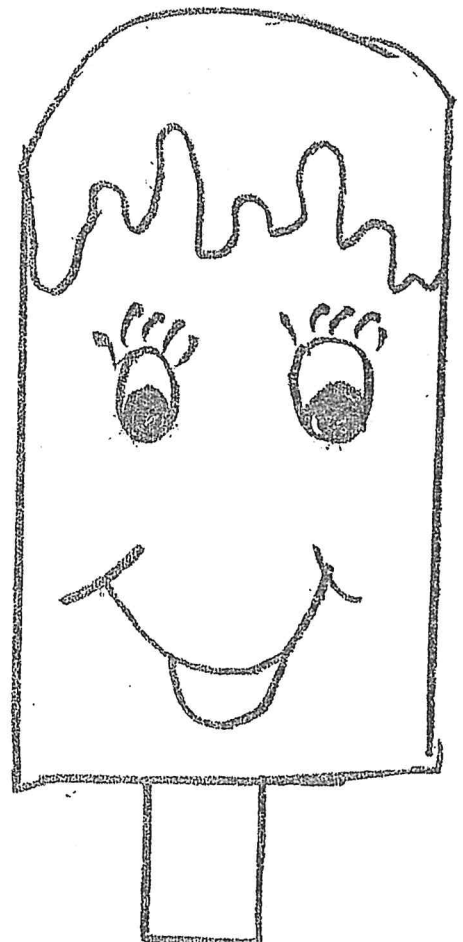



8




3

09. Colour the left ice-cream with orange and right ice-cream with green.

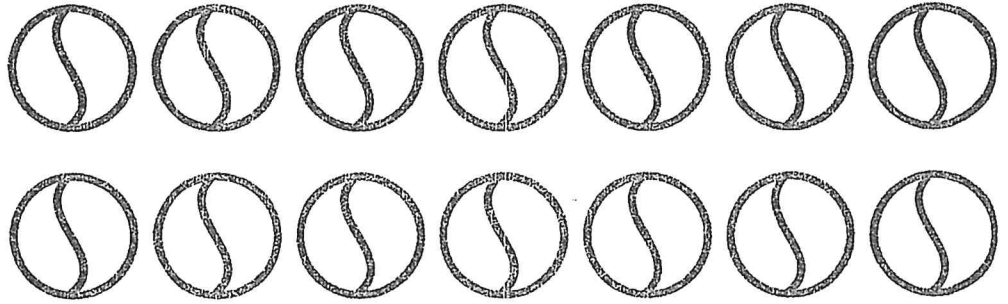


10. Colour the picture as per the given number:-

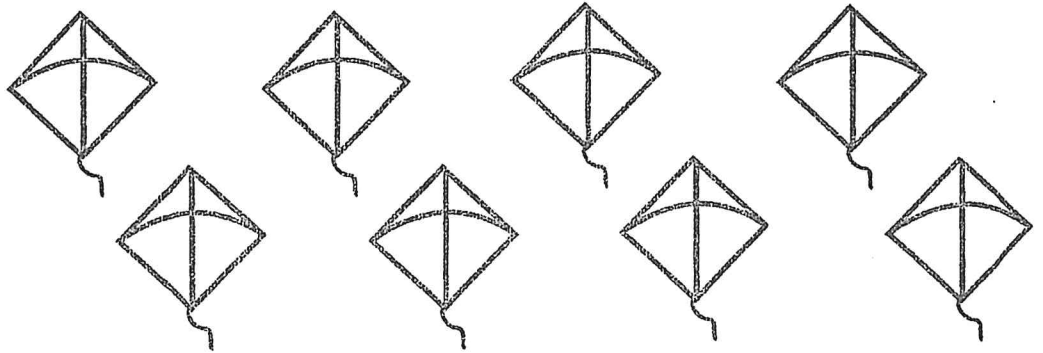
08




12




05



02




11





# TRINITY GLOBAL SCHOOL

## SUMMER HOLIDAY HOMEWORK



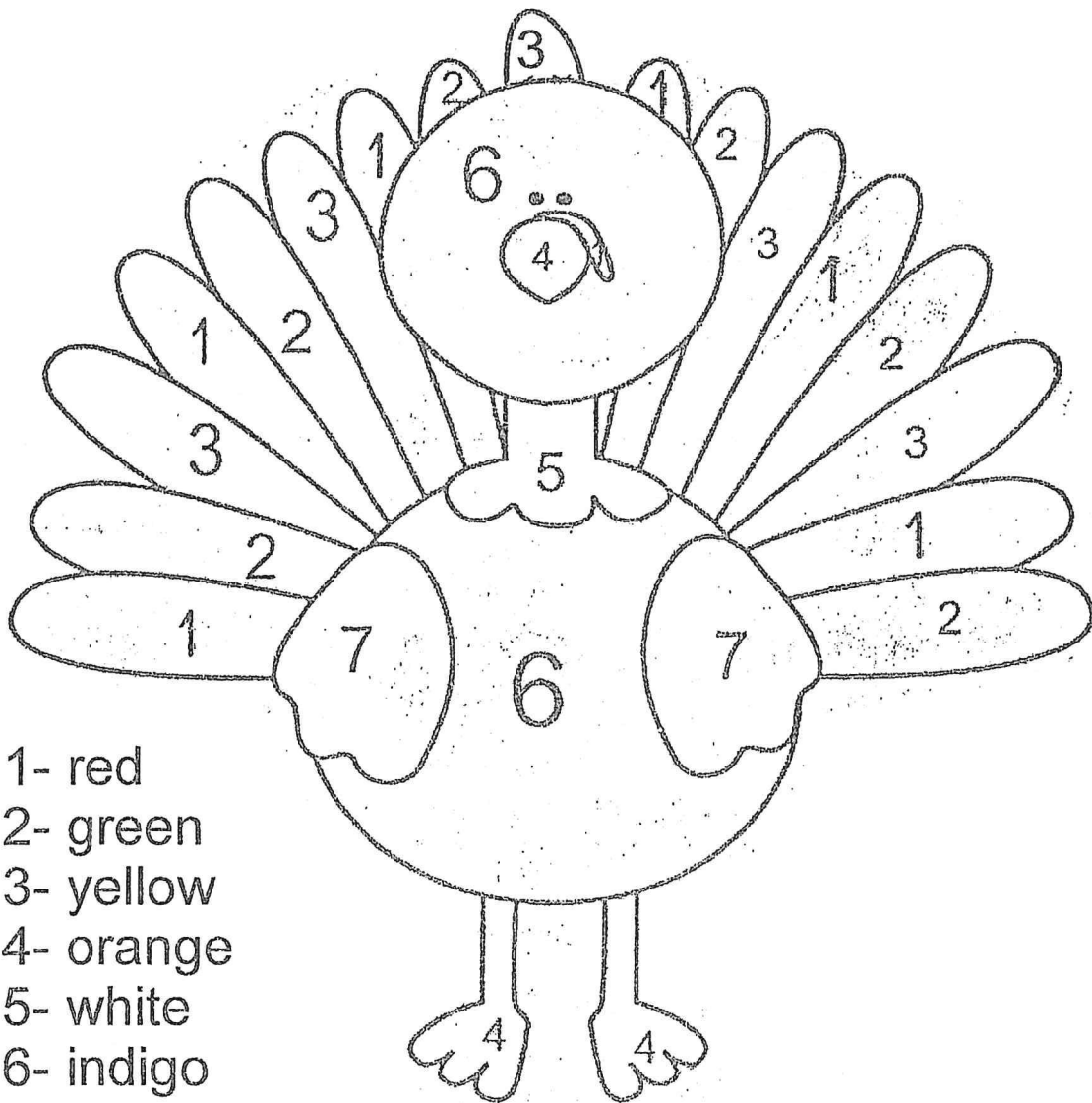
KG – II

SEC :

SUBJECT : General Awareness

Name : _____ Date : _____

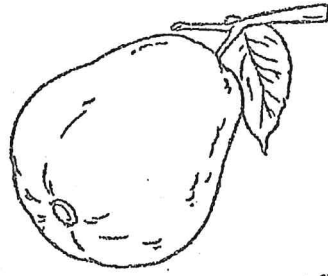
1. Fill colours as per the numbers.



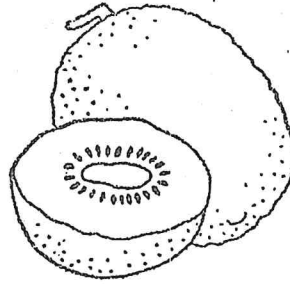
- 1- red
- 2- green
- 3- yellow
- 4- orange
- 5- white
- 6- indigo
- 7- blue

2. Match the fruits with its name and fill colour.


Mango



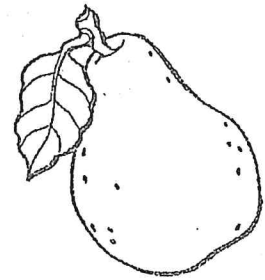
Orange




Banana



Pineapple



Apple

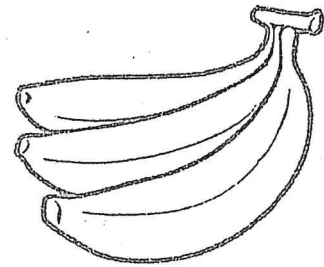
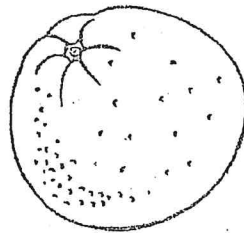


Guava



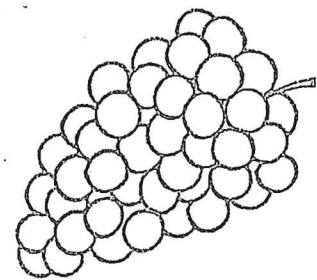

Grapes

Papaya

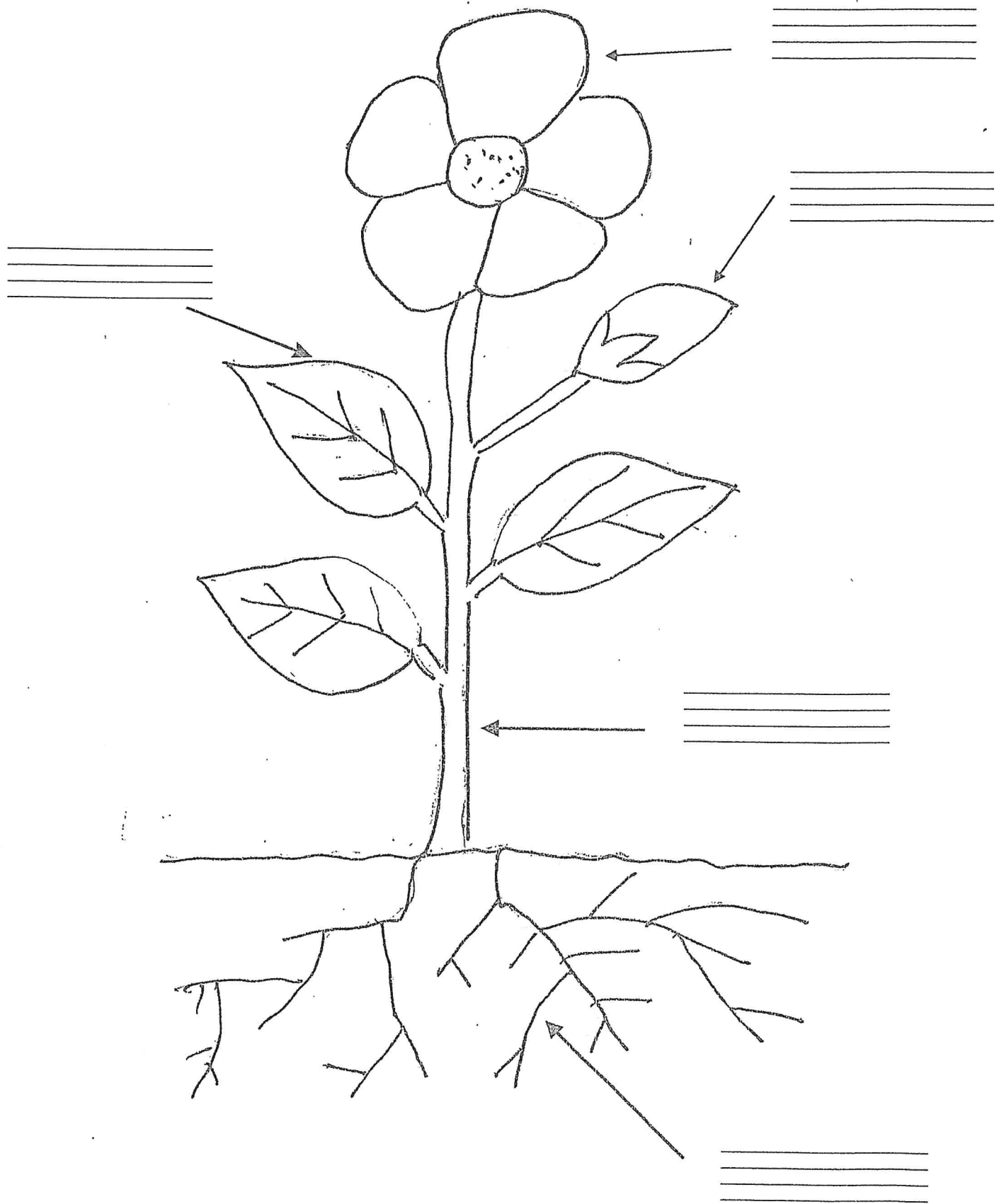


Pear





Kiwi



3. Label the parts of a plant and colour it.




#### 4. Draw and colour :-



5. Draw and colour any five things we get from plant :

6. Colour the rainbow :



7. Write two names for each—

primary colours

---

---

---

,

---

---

---

fruits

---

---

---

,

---

---

---

secondary colours

---

---

---

,

---

---

---

vegetables

---

---

---

,

---


---

---



# TRINITY GLOBAL SCHOOL

## SUMMER HOLIDAY HOMEWORK




KG – II

SEC :



SUBJECT : Hindi

Name : _____ Date : _____

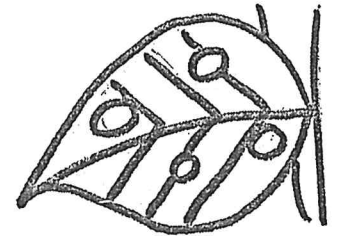
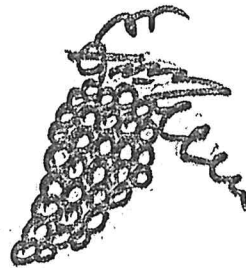

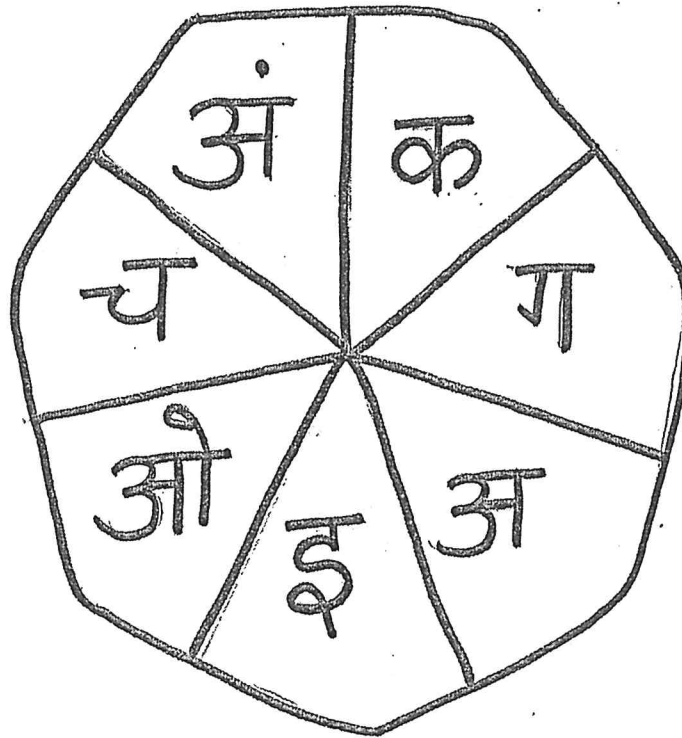

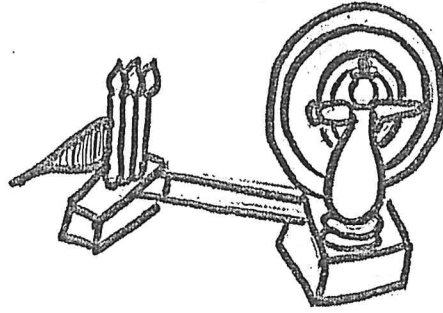
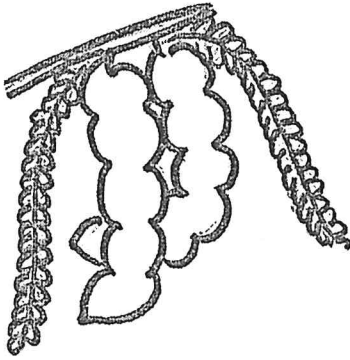
1. स्वर वर्ण पूरा करें और फूल में रंग भरें-



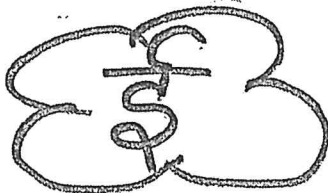
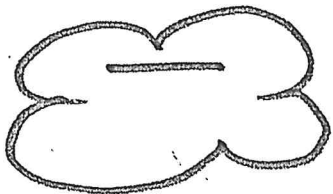
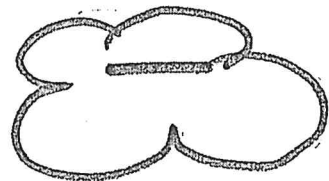
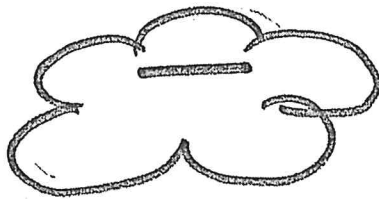

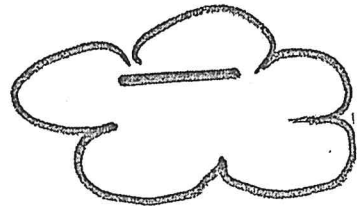

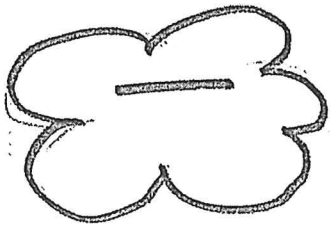
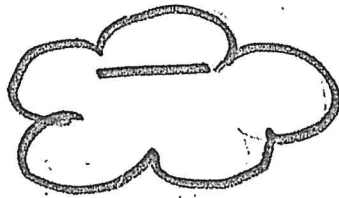


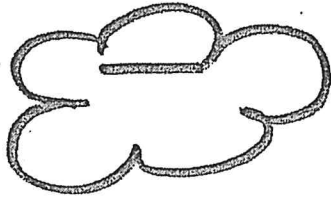

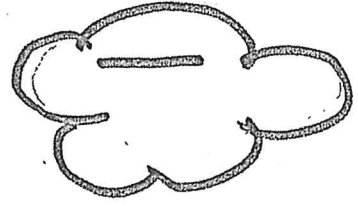
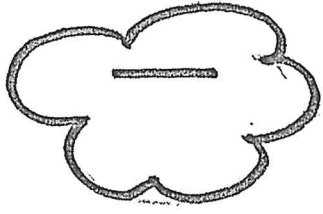
2. क से ज तक लिखें और बादल में रंग भरें :-




3. चित्र का सही वर्ण से मिलान करें-



4. पहले, बाद तथा बीच में आने वाले वर्ण लिखें-



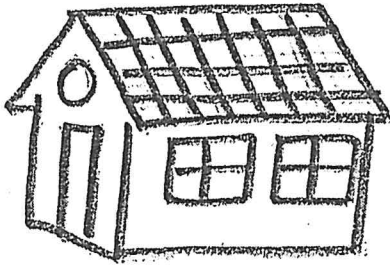
5. चित्र देखकर पहला वर्ण लिखें और रंग भरें-



---



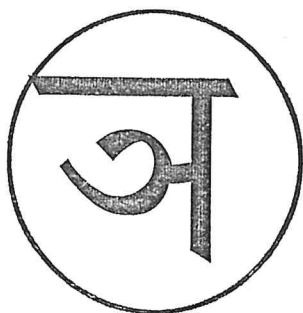
---



---





---

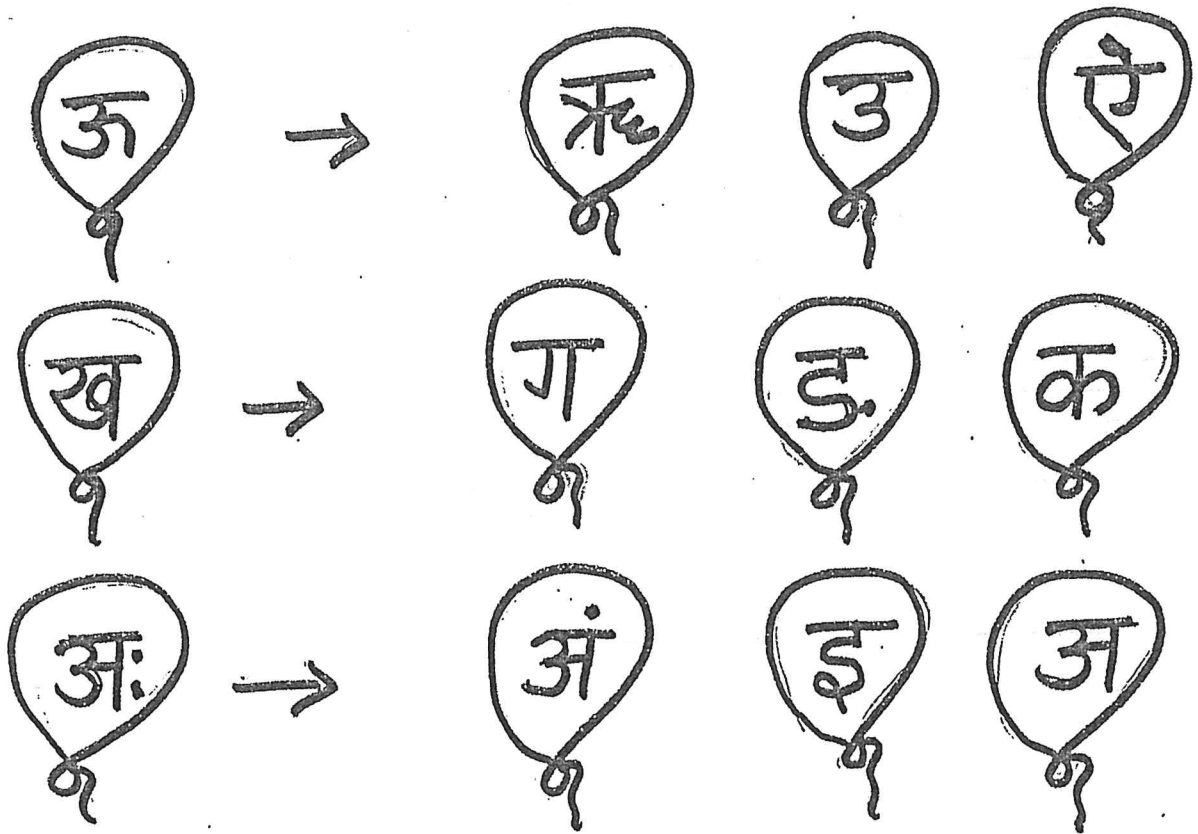


---

6. छाँटकर लिखें और रंग भरें :-



7. पहले आने वाले वर्ण में रंग भरें-



8. बाद में आने वाले वर्ण में रंग भरें-

